


MULTIDIRECTIONAL CONVEYOR ROLLERS

Ergo Roll®

ERGOTRONIX



Description

A flexible and versatile conveyor roller that allows you to move, transfer and turn material smoothly and easily in ANY direction. The unique Ergo Roll design uses four free turning barrel shaped rollers mounted in a 90° staggered pattern around the perimeter of a main core wheel, allowing a multidirectional roller function.

Application

With unlimited applications, the modular roll design fits all conveyor transfer areas.

Ergonomic Benefit

- Eliminate employee strain, fatigue and injury.
- Create a safer and more productive work environment.

Standard Features

- Offers unprecedented flexibility in moving packages or products in any direction.
- Modular design provides maximum build flexibility and customization for any formation and application.
- No maintenance and lubrication required - ever.
- Each individual roller element, as well as the main core, is made of corrosion resistant polyacetal plastic.
- Lightweight, plastic construction with stainless steel axles.
- Plastic, no-bearing rollers prevent damaging, scuffing or marring of transferred material.
- Suitable for wet environments including submersion applications.
- Open construction which does not accumulate dirt or debris and prevents lock-up problems.
- Wide roller contact surface distributes the load thereby reducing indentation.
- The multidirectional roller function is optimized in a paired duplex configuration, but the simplex roller is a practical alternative for lighter weight applications.

Configuration Examples



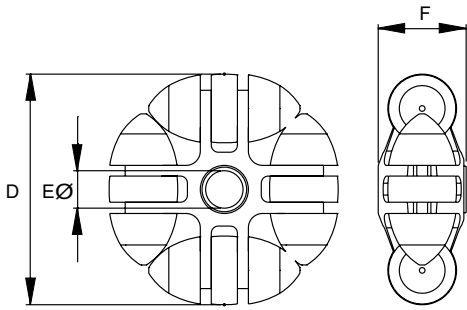
Application Examples



Solutions

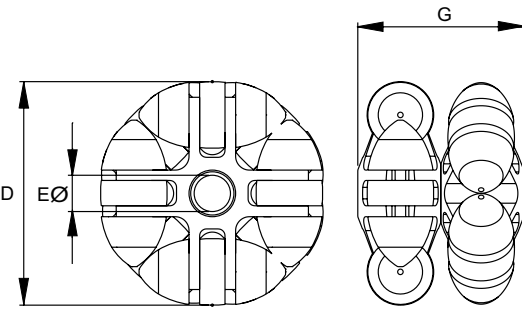
CONVEY AND TRANSFER • LIFT • LIFT AND TRANSPORT • POSITION

TECHNICAL INFORMATION



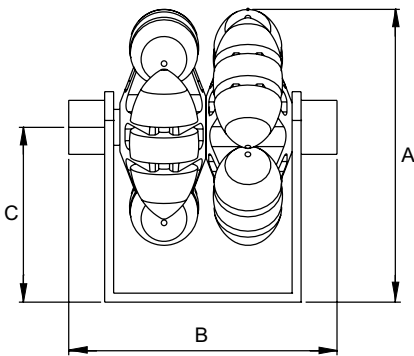
Simplex Roller

Model	Diameter (D)	Bore Size (E)	Typical Axle Size	Application	Width (F)	Unit Weight (oz.)	Load Capacity (lb.)
ER190S-14RG	1.9"	0.26"	1/4" Round	Gravity	0.65"	0.8	12.5
ER200S-14RG	2.0"	0.26"	1/4" Round	Gravity	0.65"	0.8	12.5
RF50S	2.0"	0.327"	5/16" Round	Gravity	0.768"	1.0	12.5
RF60S	2.36"	0.327"	5/16" Round	Gravity	0.985"	1.8	22.5
RF80S	3.15"	0.327"	5/16" Round	Gravity	1.182"	4.0	45.0



Duplex Roller

Model	Diameter (D)	Bore Size (E)	Typical Axle Size	Application	Width (G)	Unit Weight (oz.)	Load Capacity (lb.)
ER190D-14RG	1.9"	0.26"	1/4" Round	Gravity	1.4"	1.7	25.0
ER190D-516RG	1.9"	0.327"	5/16" Round	Gravity	1.4"	1.7	25.0
ER190D-516RD	1.9"	0.327"	5/16" Round	Driven	1.4"	1.7	25.0
ER190D-12RG	1.9"	0.500"	1/2" Round	Gravity	1.4"	1.7	25.0
ER190D-12RD	1.9"	0.500"	1/2" Round	Driven	1.4"	1.7	25.0
ER190D-716HG	1.9"	0.443"	7/16" Hex	Gravity	1.4"	1.7	25.0
ER190D-716HD	1.9"	0.443"	7/16" Hex	Driven	1.4"	1.7	25.0
ER200D-14RG	2.0"	0.26"	1/4" Round	Gravity	1.4"	1.7	25.0
ER200D-516RG	2.0"	0.327"	5/16" Round	Gravity	1.4"	1.7	25.0
ER200D-516RD	2.0"	0.327"	5/16" Round	Driven	1.4"	1.7	25.0
ER200D-12RG	2.0"	0.544"	1/2" Round	Gravity	1.4"	1.7	25.0
ER200D-12RD	2.0"	0.544"	1/2" Round	Driven	1.4"	1.7	25.0
ER200D-716HG	2.0"	0.443"	7/16" Hex	Gravity	1.4"	1.7	25.0
ER200D-716HD	2.0"	0.443"	7/16" Hex	Driven	1.4"	1.7	25.0
RF50D	2.0"	0.327"	5/16" Round	Gravity	1.5"	2.0	25.0
RF60D	2.36"	0.327"	5/16" Round	Gravity	2.0"	3.6	45.0
RF80D	3.15"	0.327"	5/16" Round	Gravity	2.364"	8.0	90.0



Roller in U-Profile

Model	Top Height (A)	Overall Width (B)	Center Height (C)
ER190	2.5"	2.2"	1.55"
ER200	2.55"	2.2"	1.55"
RF50	2.5"	2.2"	1.52"
RF60	3.0"	2.7"	1.81"
RF80	3.75"	3.1"	2.17"

Roller in U-Profile Configurations

Length	Content	Model					
	1 Duplex	50D01	60D01	80D01			
2'	6 Simplex	50S06	60S06	80S06			
2'	6 Duplex	50D06	60D06	80D06	ER190D06	ER200D06	
2'	11 Simplex	50S11					
2'	11 Duplex	50D11			ER190D11	ER200D11	
3'	9 Simplex	50S09	60S09	80S09			
3'	9 Duplex	50D09	60D09	80D09	ER190D09	ER200D09	
3'	17 Duplex	50D17			ER190D17	ER200D17	
5'	15 Simplex	50S15	60S15	80S15			
5'	15 Duplex	50D15	60D15	80D15	ER190D15	ER200D15	
10'	30 Simplex	50S30	60S30	80S30			
10'	30 Duplex	50D30	60D30	80D30	ER190D30	ER200D30	



Industrial Ergonomics, Inc.

612-532-6774

sales@industrial-ergonomics.com



Rev F, 103, 2/2019
© All rights reserved
Ergotron, Inc. 2019